

AIGLE

DEPUIS 1853

X
les mini
MONDES

EXPLORE



PLAY

MAKE



Hello ! My name is Emma, let me introduce my **boots gang !**



Use the clues to join each boot up with a member of the Duchemin family.



MUMMY JEANNE

I love gardening !



OSCAR

Surf or snow, I love being on a board !



SACHA

My boots match my hair.



DADDY JIM

And I like going out catching prawns to cook !

Oscar in Boots



From the rubber tree to your boots!

The rubber tree is an amazing tree! It produces liquid called **latex**. And this is what we use to make natural rubber.



The latex is harvested by cutting into the bark. It flows into a small container.



As it dries, the latex forms chunks which are washed, spread out, heated, compressed...



... to make big blocks of rubber.



And this is what we make your Aigle boots with! Rubber is perfect because it's really solid, stretchy and waterproof!

Don't worry, it doesn't hurt the tree!



Spot me!



THE FOX



THE OWL



THE DEER




THE JAY



HOW MANY BABY BOAR CAN YOU FIND?

There are five.




Lettuce

SPRING

Strawberry



Cherry




Courgette



Tomato

SUMMER

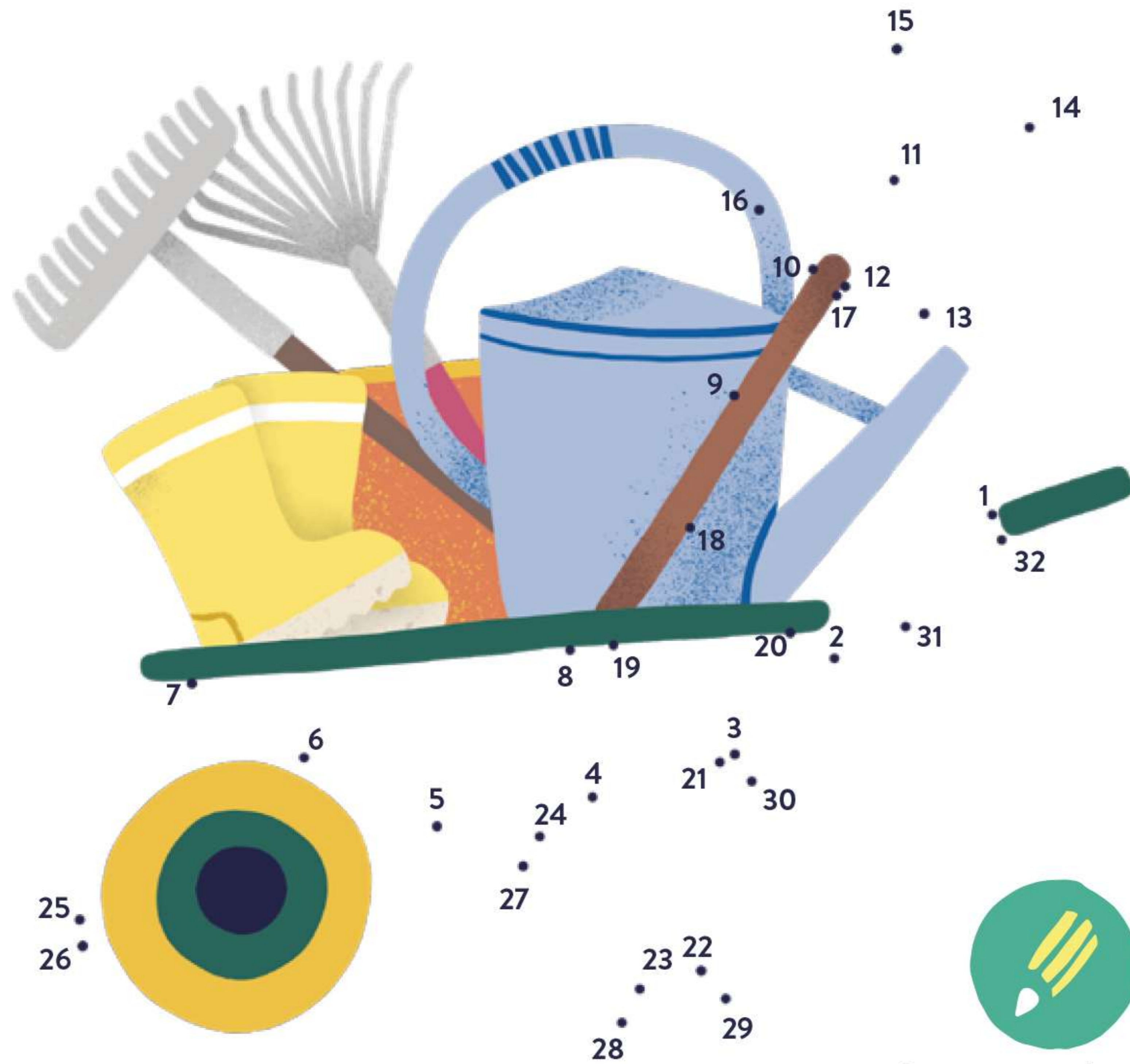
Watermelon



Fruit and vegetables don't all grow at the same time in the year.




Colour them in using the right colour.



Join up the dots above.




Glue the boots in the right place. Careful, each boot must only appear once in each line and each column!



Pepper



Peach




Apple



Grapes




Asparagus



Radish



Pear



Leen

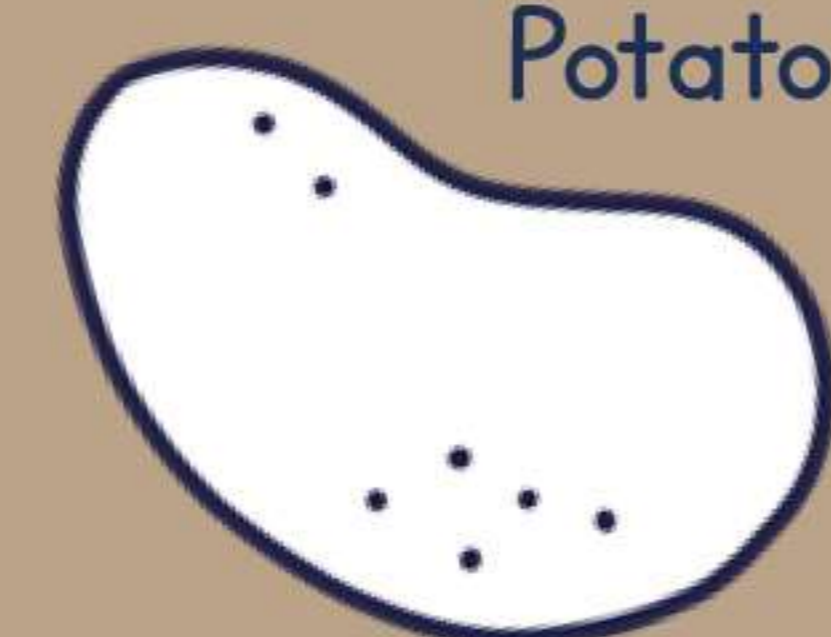


Clementine

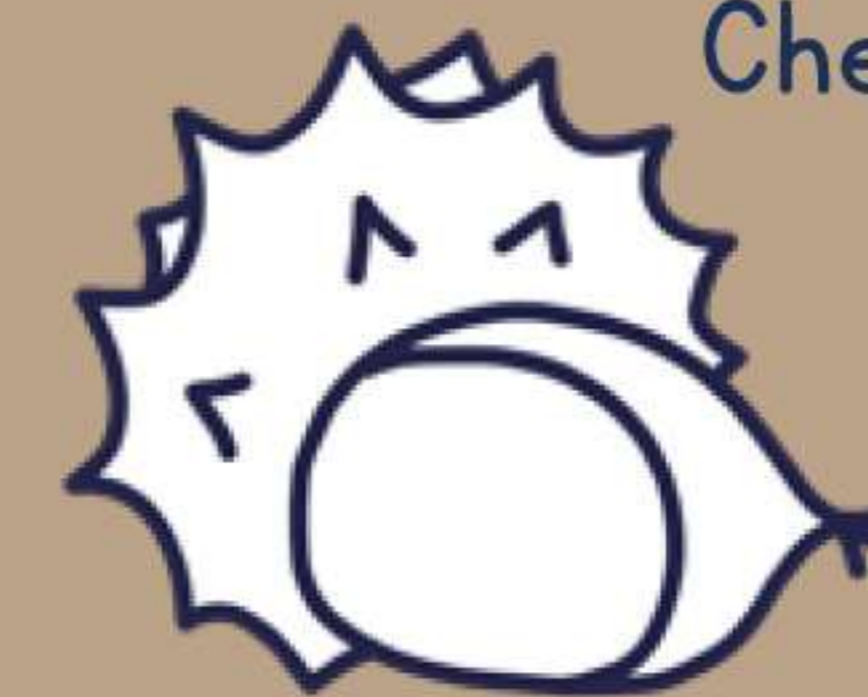
Cabbage



Carrot



Potato



Chestnut

AUTUMN



Pumpkin

Make an insect hotel!

Use empty food tins and decorate them to make an **insect hotel**.



Materials

- ▶ Empty food tins
- ▶ Water-resistant acrylic paint (careful, it stains!)
- ▶ String
- ▶ And depending on the insects you want to welcome to your hotel: straw or dried grass, **dead leaves**, **snail shells**, twigs and small sticks, paper rolled into tubes, bits of cardboard, pinecones.

Stages




1 Wash the tins thoroughly and remove the label with water.



2 Now you can decorate them using the water-resistant paint. Let your imagination express itself! For example, Sacha has used bits of plastic spoon she found on the beach to make wings.

3 Once the paint is completely dry, fix about a metre of string to each end of your tins.



4 Now you can fill your mini hotels depending on what kind of insects you want to attract.



CARPENTER BEE

Pollinates different flowers to domestic bees and likes to shelter in **tubes of rolled up paper**.



MASON BEE

This solitary bee comes out in early spring to pollinate the first flowers and loves to get cosy in **snail shells**.



LADYBIRD

Removes aphids from plants and loves **pieces of card stacked up** and **pinecones**.



LACEWING

This is another pollinator insect and its larvae eat aphids and spiders. They love **pinecones**, and **straw** or **dry grass**.



ANTHOCORIS

This bug eats aphids and other pests. Put **dead leaves** in your hotel to attract it.



HOVERFLY

Pollinates flowers and its larvae feed on aphids. Hoverflies love to shelter in **twigs** and **little sticks**.

5 Your insect hotels are ready. Hang them up in your garden, in a quiet place if possible. And watch them closely! Soon the little creatures will start moving in.



Colour me in!




Competition




MUMMY JEANNE



OSCAR



SACHA



DADDY JIM



Take a photo of your most stylish Duchemin family members and post them on social media using the #MiniWorlds and #Aigle hashtags.

Competition closes 31 May 2022.



Dress the Duchemin family using the paper cut-out.



Colour in the clothes.



Your first issue free with any subscription to the Mini Worlds travel journals with the code :

MINIAIGLE

**MORE DETAILS ON
LESMINIMONDES.FR**

Aigle is committed to protecting the planet and only works with FSC* certified partners who guarantee sustainable forest management.

*FSC : Forest Stewardship Council



3246579015534



Cut & Glue Activity!



Cut out & Glue!

